



ಬೃಹತ್ ಬೆಂಗಳೂರು ಮಹಾನಗರ ಪಾಲಿಕೆ  
Bruhat Bengaluru Mahanagara Palike



# BBMP COVID-19 WAR ROOM 02.02.2023

BBMP / COVID-19 WAR ROOM / BULLETIN – 1046/ 02.02.2023 / #BBMPfightsCOVID19



# OVERVIEW OF COVID-19 IN BENGALURU

**CASE TRENDS** ACTIVE CASES **110**

<u>Confirmed Cases</u>	<u>Recovered Cases</u>	<u>Death Cases</u>
<b>20</b> 18,77,524 <sup>#</sup>	<b>19</b> 18,60,423 <sup>#</sup>	<b>0</b> 16,991 <sup>#</sup>

**HOSPITALIZATION** **9**

<u>ICU – V</u>	<u>ICU</u>	<u>HDU</u>	<u>General</u>
-	-	1	8

INCLUDES GOVT. QUOTA AND PRIVATE WALK-IN HOSPITALIZATION

**VACCINATION** **2,135** 2,06,85,532<sup>#</sup>

<u>First Dose</u>	<u>Second Dose</u>	<u>Precaution Dose</u>
<b>79</b> 96,88,732 <sup>#</sup>	<b>223</b> 95,08,927 <sup>#</sup>	<b>1,833</b> 14,87,873 <sup>#</sup>

**TRIAGING**

**MTU**  
**5**

**Tele Triage**  
**13**

**ACTIVE CZs**

**0**

MCZs (< 5 cases)  
**0**

Clusters (> 5 cases)  
**0**

**TESTING** **1,251** 3,21,60,844<sup>#</sup>

<u>Positivity :0.90%</u>	<u>RAT</u>	<u>RTPCR</u>
<small>*FOR LAST 7 DAYS</small>	<b>249</b>	<b>1,002</b>

# : indicates cumulative numbers till date



# ABSTRACT OF COVID-19 SCENARIO IN BENGALURU

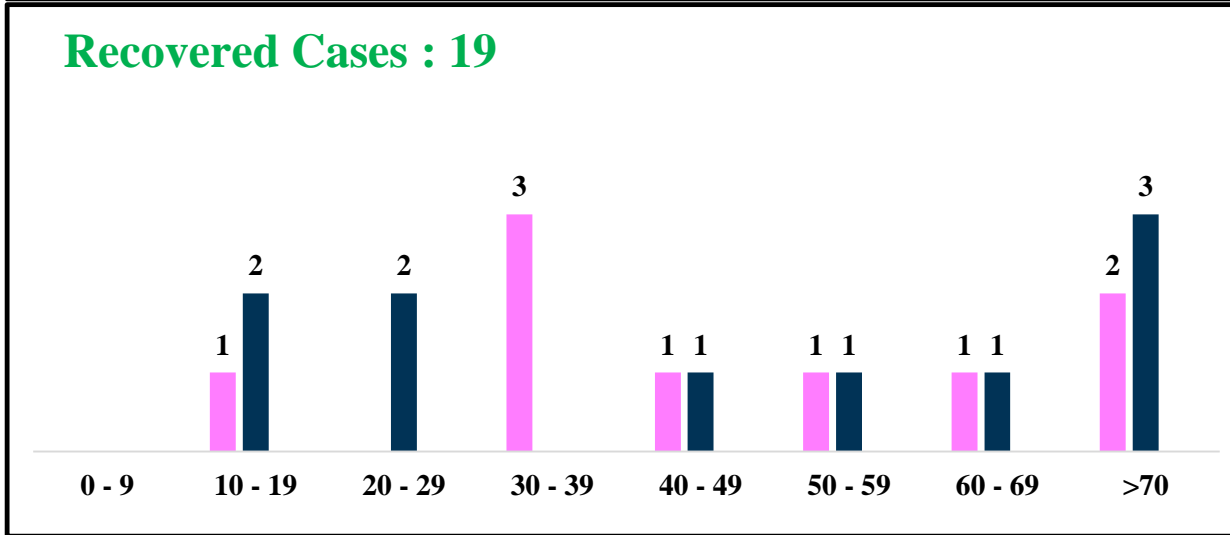
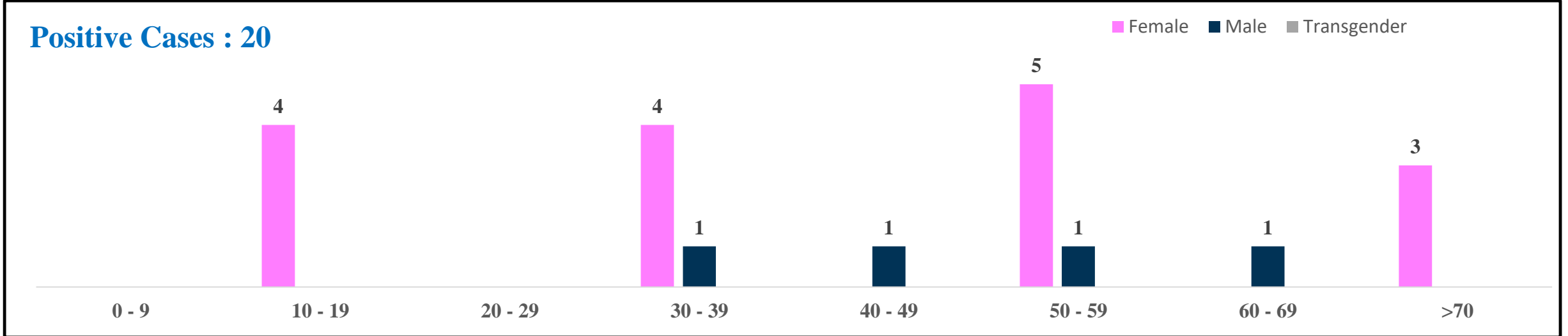


	MALE			FEMALE			TRANSGENDER			TOTAL		
	Last 24 Hours	Last 7 Days	Cumulative	Last 24 Hours	Last 7 Days	Cumulative	Last 24 Hours	Last 7 Days	Cumulative	Last 24 Hours	Last 7 Days	Cumulative
<b>Positive Cases</b>	4	76	11,07,056	16	69	7,70,272	0	0	196	20	145	18,77,524
<b>Recovered Cases</b>	10	92	10,94,670	9	83	7,64,623	0	0	187	19	175	18,60,423
<b>Death Cases</b>	0	0	10,761	0	0	6,226	0	0	4	0	0	16,991
<b>Total Tests Done</b>	<b>In Last 24 hrs. : 1,251</b>			<b>In last 7 days : 16,029</b>			<b>Cumulative : 3,21,60,844</b>					
<b>Vaccine Doses Administered</b>	<b>In Last 24 hrs. : 2,135</b>			<b>In last 7 days : 29,287</b>			<b>Cumulative : 2,06,85,532</b>					
<b>ACTIVE CASES</b>									<b>110</b>			

\*Covid deaths occurred today : 00 | Covid deaths occurred beyond last 24hrs., reported today : 00



# LAST 24 HOURS AGE GROUP AND GENDER WISE DISTRIBUTION





# POSITIVITY RATE OF BENGALURU – LAST 21 DAYS



Average Cases in Last 7 days : 21

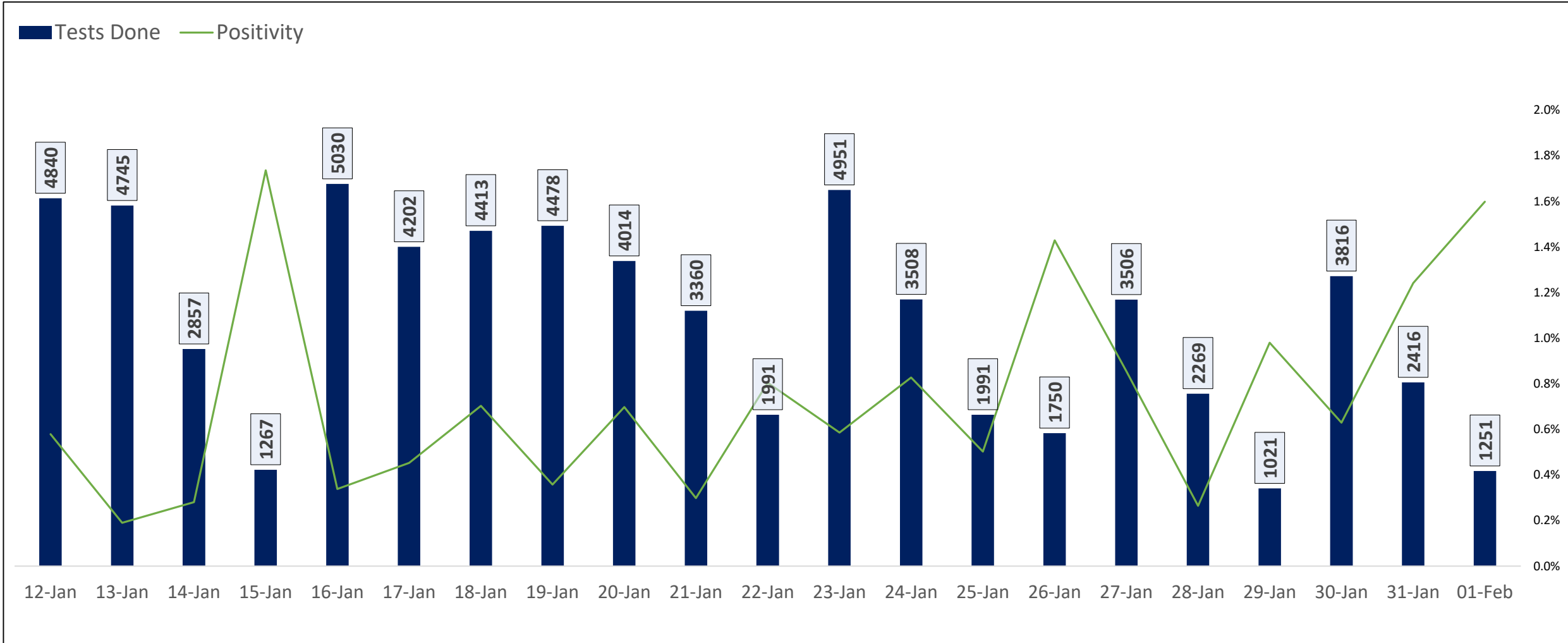




# TESTING TRENDS IN BENGALURU

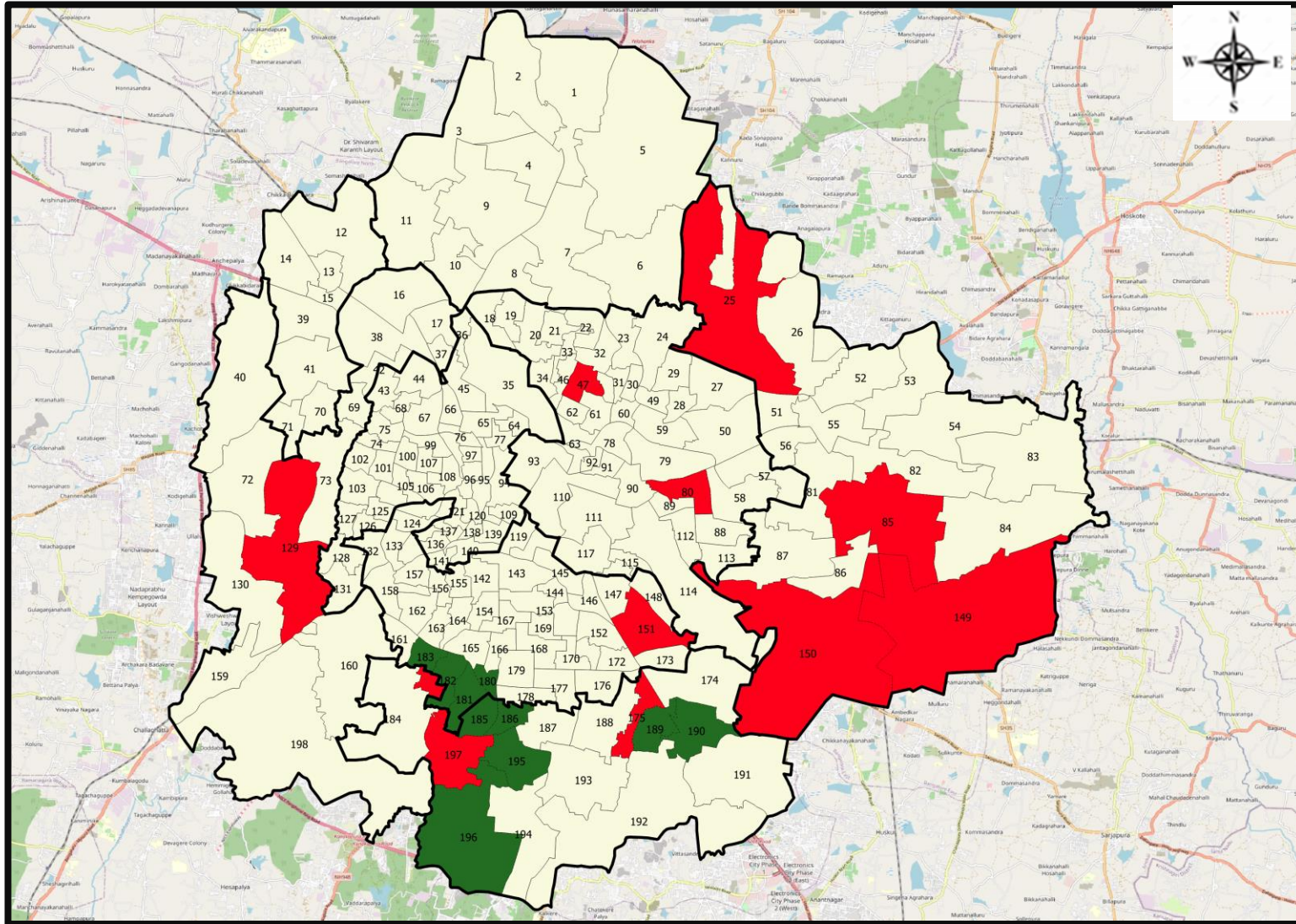


Total Test Conducted Till Date	Test Conducted Last 24 hours	Last 7 Days Average
3,21,60,844	1,251	2,290





# BENGALURU URBAN MAP SHOWING TREND OF POSITIVE CASES IN LAST 7 DAYS



### Top 10 wards reporting highest number of positive cases in last 10 days

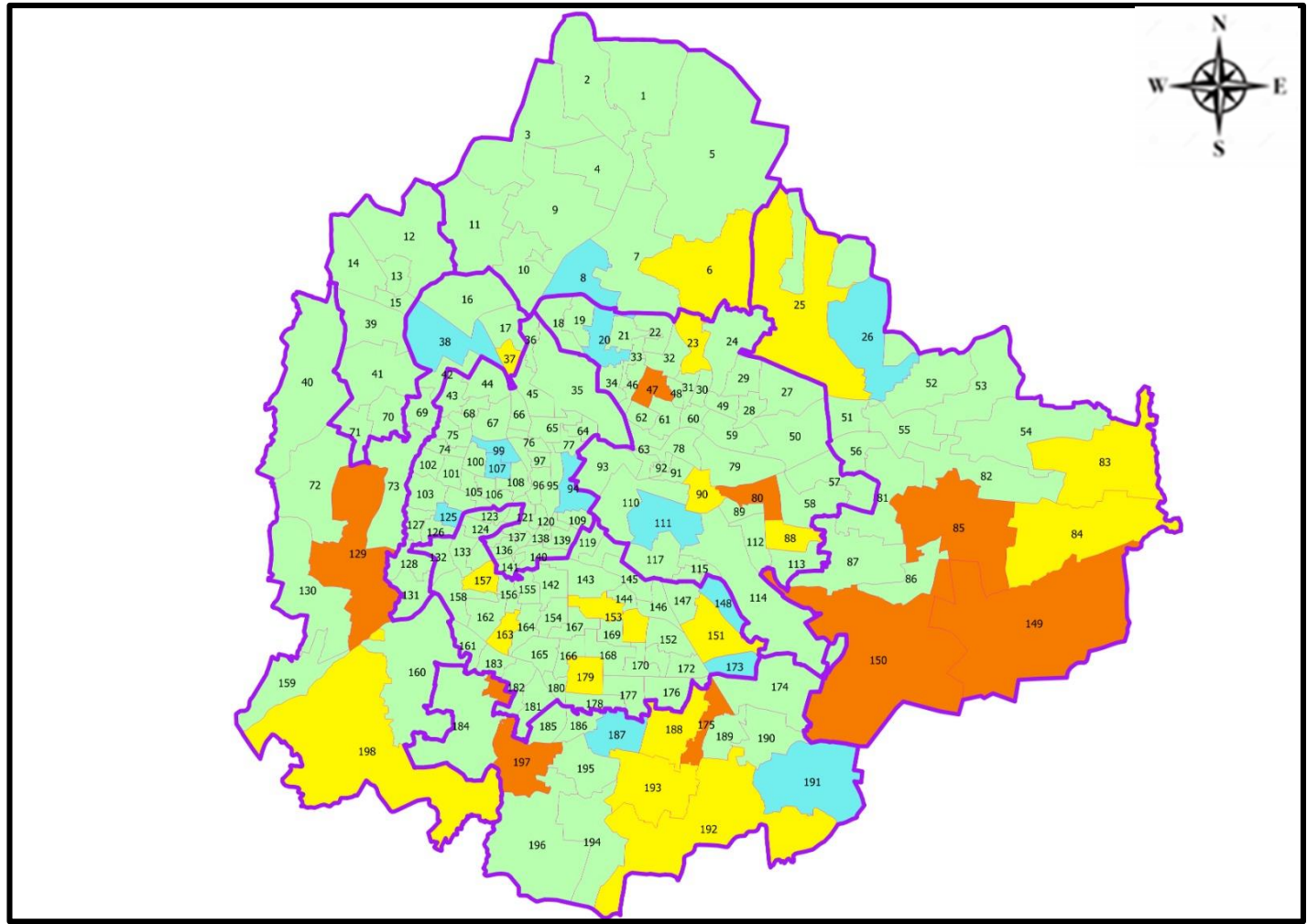
Ward No.	Ward Name	Daily Cases Average
149	Varthuru	2
85	Dodda Nekkundi	2
197	Vasanthpura	1
47	Devara Jeevanahalli	1
175	Bommanahalli	1
80	Hoysala Nagar	1
129	Jnana Bharathi Ward	1
150	Bellanduru	1
25	Horamavu	1
151	Koramangala	1







### Top 10 wards reporting least number of positive cases in last 7 days

Ward No.	Ward Name	Daily Cases Average
196	Anjanapura	0
195	Konanakunte	0
190	Mangammanapalya	0
189	Hongasandra	0
186	Jaraganahalli	0
185	Yelchenahalli	0
183	Chikkalsandra	0
182	Padmanabha Nagar	0
181	Kumaraswamy Layout	0
180	Banashankari Temple Ward	0



# BENGALURU MAP SHOWING INTENSITY OF POSITIVE CASES IN LAST 7 DAYS



-  **Level 1 : 0 to 1 Cases**
-  **Level 2 : 1 to 3 Cases**
-  **Level 3 : 3 to 5 Cases**
-  **Level 4 : 5 to 10 Cases**
-  **Level 5 : More than 10 Cases**
-  **Zone Boundaries**

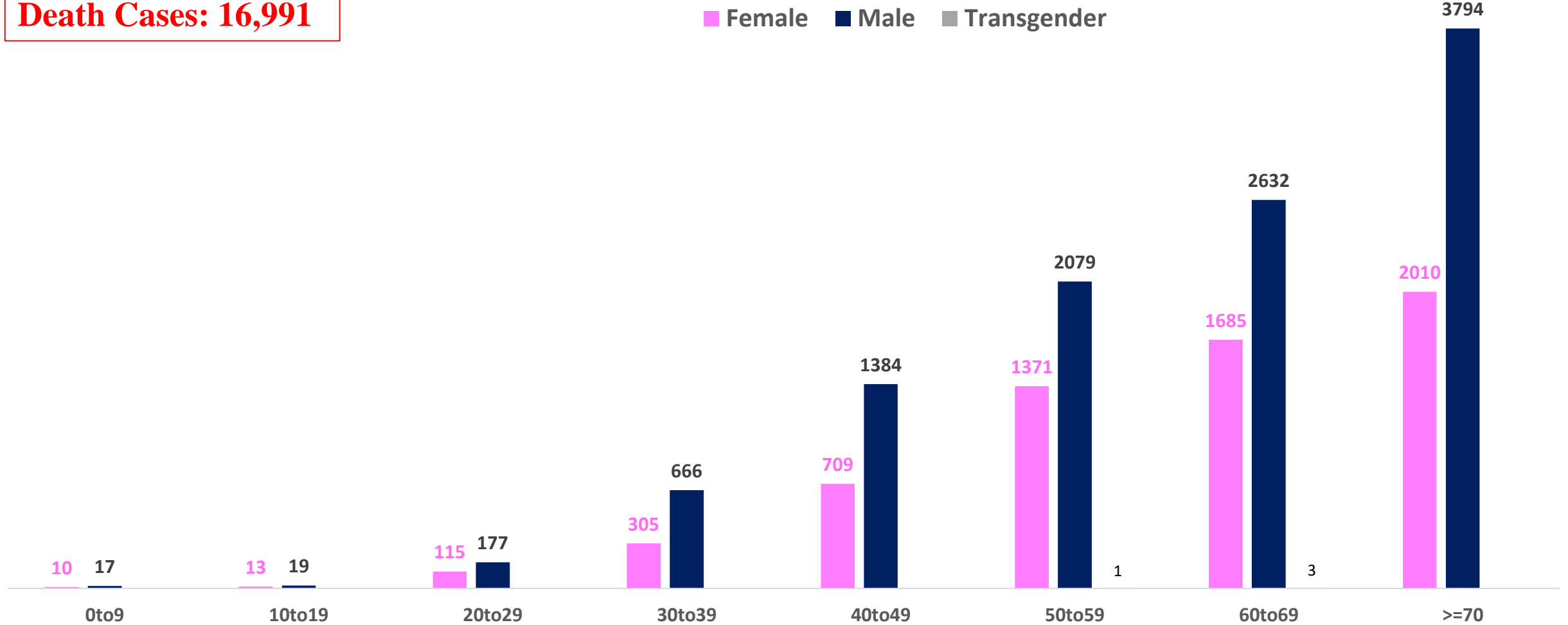




# AGE AND GENDER WISE DISTRIBUTION OF DEATH CASES



**Death Cases: 16,991**





# COVID-19 SCENARIO IN BENGALURU AND OTHER METROPOLITAN CITIES



CITY NAME	Positive Cases	Active Cases	Recovered	Deceased	Vaccine Doses Administered
New Delhi	20,07,377	13	19,80,842	26,522	3,73,17,328
Bengaluru*	18,77,524	110	18,60,423	16,991	2,37,78,980
Mumbai	11,54,325	8	11,34,570	19,747	2,21,34,555
Chennai	7,93,254	10	7,84,173	9,071	1,13,96,462

Source : <https://dashboard.cowin.gov.in/> at 5:00pm (02.02.2023)  
Source : <https://www.covid19bharat.org/> at 5:00pm (02.02.2023)

\*includes BBMP & Bengaluru Urban



# SNAPSHOT OF COVID-19 CASES IN BENGALURU URBAN



**Total Wards With  
0 Cases\* :  
129**

**Tests Conducted  
on 01.02.2023:  
1,251**

**Recovery  
Rate\*:  
99.09%**

**Total  
Active Cases :  
110**

**Total Vaccinated  
on 01.02.2023:  
2,135**

**Positivity  
Rate\* :  
0.90%**

**Active  
Rate\*:  
0.01%**

**Case  
Fatality Rate\* :  
0.00%**





\*Total positive cases In the past 7 days

\*CFR and positivity is for Past 7 days



ಬೃಹತ್ ಬೆಂಗಳೂರು ಮಹಾನಗರ ಪಾಲಿಕೆ  
Bruhat Bengaluru Mahanagara Palike



<b>Download BBMP Bulletin</b>	<a href="https://apps.bbmpgov.in/covid19/mediabulletin.php">https://apps.bbmpgov.in/covid19/mediabulletin.php</a>
<b>To register for vaccination :</b>	<a href="https://selfregistration.cowin.gov.in/">https://selfregistration.cowin.gov.in/</a>
<b>BBMP COVID19 Dashboard:</b>	<a href="https://apps.bbmpgov.in/covid19/">https://apps.bbmpgov.in/covid19/</a>
<b>Follow us on:</b>	 <a href="http://www.facebook.com/bbmp.comm1/">www.facebook.com/bbmp.comm1/</a>
	 <a href="https://twitter.com/BBMPCOMM">twitter.com/BBMPCOMM</a>
	  <a href="https://www.instagram.com/BBMPSplHealth">BBMPSplHealth</a>

Issued by:

Honorable Chief Commissioner, BBMP  
Special Commissioner Health, BBMP  
MD, Bengaluru Smart City Limited

**THANK YOU !**

ಬೃಹತ್ ಬೆಂಗಳೂರು ಮಹಾನಗರ ಪಾಲಿಕೆ  
Bruhat Bengaluru Mahanagara Palike

**ನಾಯಿ ಕಚ್ಚಿದಾಗ ತಕ್ಷಣ ಅನುಸರಿಸಬೇಕಾದ  
ಪ್ರಥಮ ಚಿಕಿತ್ಸೆ ವಿಧಾನಗಳು**

 ನಾಯಿ ಕಚ್ಚಿದ ಗಾಯವನ್ನು ಹರಿಯುವ ನೀರಿನಿಂದ ಸಾಬೂನನ್ನು ಉಪಯೋಗಿಸಿ 15 ನಿಮಿಷಗಳು ತೊಳೆಯಿರಿ

 ಕಚ್ಚಿದ ಗಾಯಕ್ಕೆ Dettol ಅಥವಾ ಇನ್ನಿತರೆ anti-septic ದ್ರವವನ್ನು ಹಚ್ಚಿ

 ಅಂಟಿ ರೇಬೀಸ್ ಲಸಿಕೆಗಾಗಿ ಹಾಗೂ ಸೂಕ್ತ ಚಿಕಿತ್ಸೆ ಗಾಗಿ ಹತ್ತಿರದ ವೈದ್ಯರನ್ನು ಅಥವಾ ಬಿಬಿಎಂಪಿ ಅಸ್ಪತ್ರೆಯನ್ನು ಸಂಪರ್ಕಿಸಿ



  @BBMPSplHealth **BBMP RABIES HELPLINE: 6364893322**

